



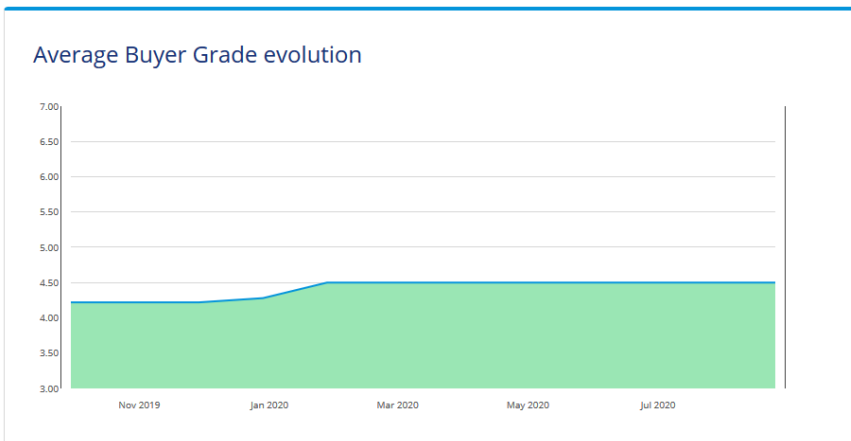
CREDIT RISK ANALYSER

EXAMPLE OF THE
CRA DASHBOARD

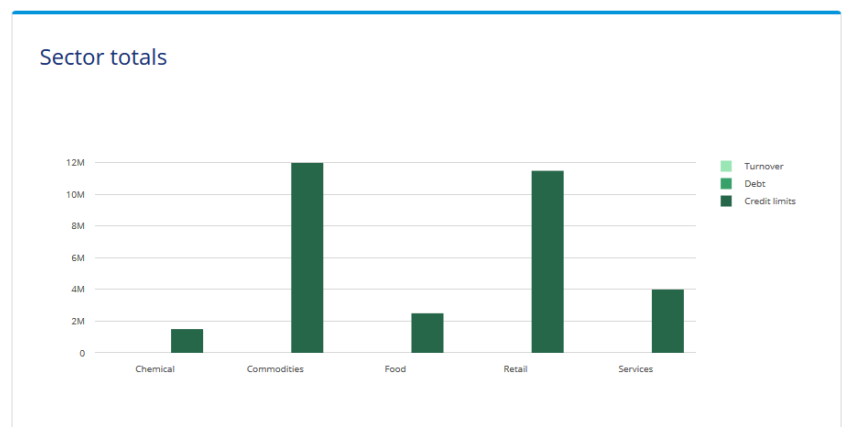
This is an example report of what you can expect from the Credit Risk Analyser of Euler Hermes. The graphs for your situation will be presented in your personal online environment. We trust in the fact that these Credit Risk Analyse roverviews will provide you with valuable insights in your client portfolio.



1: An overview of the confidence level for the CRA dashboard in numbers and percentages

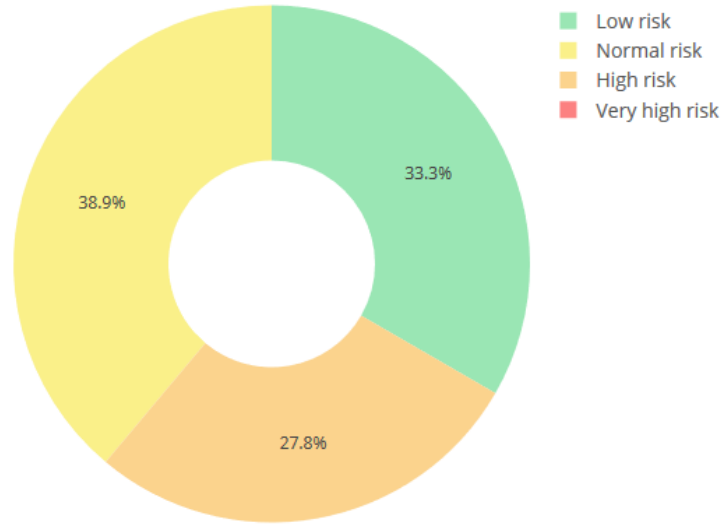


2: Overall creditworthiness development of your portfolio



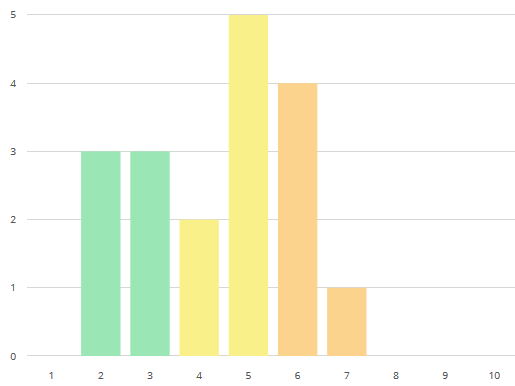
3: See the spread in trade sectors of your clients

Breakdown # buyers

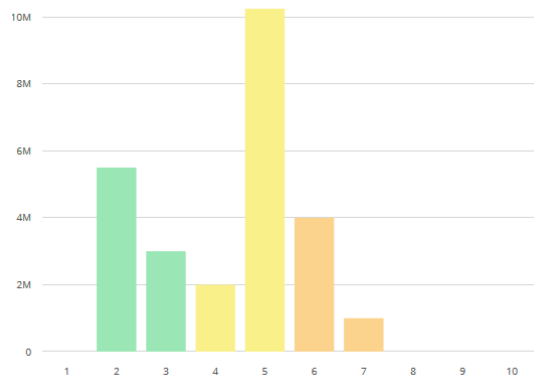


4: Spread over risk classes in your portfolio

Buyers by grade



Limit by grade



5: Buyer spread over EH Grades in numbers and amount (limit and/or outstanding and/or turnover)

Buyer by Grade & Sector

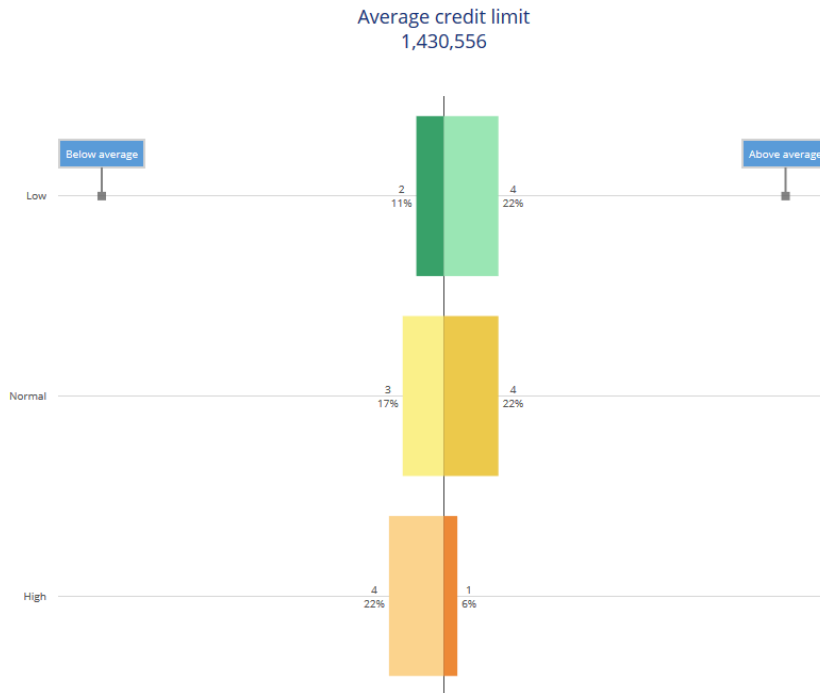


Limit by Grade & Sector



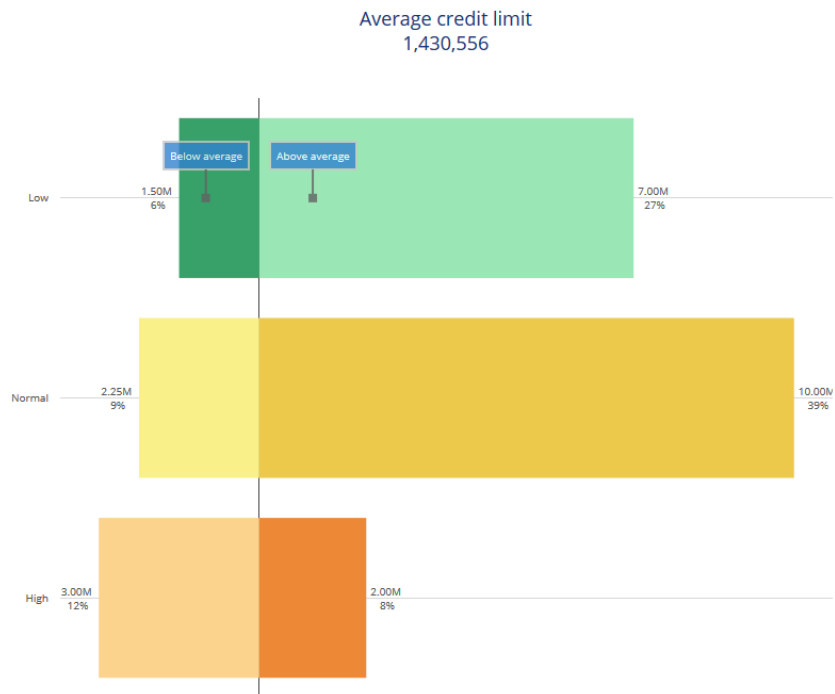
6: A heat map to show which hotspots in terms of sectors and Grades there are in your portfolio

Buyers compared to average limit (numbers)



7: Insights in impact versus risk in numbers (compared to the average limit and/or outstanding and/or turnover)

Buyers compared to average limit (amounts)



8: Insights in impact versus risk in amounts (compared to the average limit and/or outstanding and/or turnover)

Euler Hermes UK

1 Canada Square

London

E14 5DX

Tel: +44 (0)20 7512 9333

Fax: +44 (0)20 75129186

eulerhermes.co.uk